

Welcome to our Virtual Fam Tour

欢迎参加虚拟校园体验活动

UTS China Fam Tour – Demonstration classes



议程 Agenda



远程英语语言模拟课程 25分钟

Remote Learning English Language sample class - 25 minutes


Presented by Jason West, Director of Studies ELP
and Jenny Wallace, English Language Teacher


参与测试，赢奖品

建筑模拟课程 30分钟

Architecture sample class - 30 minutes

Presented by Dr Alex Su, Program Manager, Design and Architecture
And Paula Vigeant, Subject Coordinator Architecture Studio





English Language Teaching

英语语言教学

UTS Insearch Remote Learning – Jason West and Jenny Wallace
UTS Insearch远程教学-主讲人: Jason West and Jenny Wallace





Getting Students to UTS is our priority 帮助学生进入UTS是我们的首要目标

Remote Teaching Expertise 远程教学专家

We welcome students into our community 我们欢迎学生来到我们学校学习

Refreshed curriculum and courses 更新过的教材和课程

Students receive more feedback than before 较之从前，学生收到更多的反馈

Delivery via Canvas 通过Canvas平台授课

Experienced teachers 经验丰富的教师

Blending learning teaching techniques 混合式教学技巧





Getting Students to UTS is our priority 帮助学生进入UTS是我们的首要目标

A Classroom Perspective – Jenny Wallace

课堂视角-主讲人： Jenny Wallace





On your own, think (don't speak) about your answers to the questions below.
You have 30 seconds.

请独自思考（不要说出来），想想以下问题的答案，你有30秒的时间。

Week 1, Lesson 12

Diagnostic listening task



Lead-in: discuss

1. Discuss these questions with a partner.
 - a. How many languages do you speak?
 - b. How long have you been learning English?
 - c. Is being able to speak English important in your country? Why?
 - d. What do you think makes a successful language learner?



Task 任务



You are going to compare your answers with a partner.
与你的伙伴对比一下你们的答案。

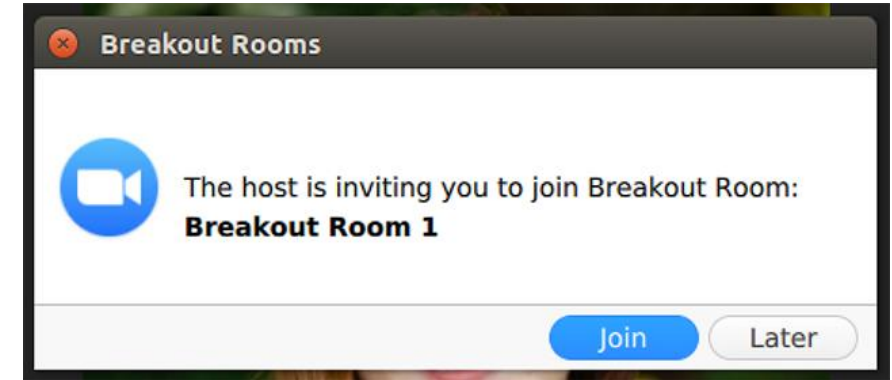


Tell your partner your answers. Are their answers similar?
告诉你的伙伴你的答案。你们的答案相似吗？

You have 4 minutes to discuss this.
你有4分钟的时间可以讨论。




When the box below appears on your screen, click 'Join'.
You will go into another Zoom room with a small group to have your discussion.
当下面的提示出现在你的屏幕上的时候，请点击“加入”。
你会进入到另外一个Zoom教室，与你的小组成员一起讨论。





d) What do you think makes a successful language learner?
你觉得成为一个成功的语言学习者的要素是什么?



UTS Insearch – Language Support

UTS Insearch – 语言支持




Welcome to UTS Insearch HELPS!

These pages provide information that will help you succeed in your online studies.

For all enquiries please email our friendly [HELPS Team](#).

We also have **Ask HELPS** Monday to Friday 12.30pm-3pm AEST. Drop in via zoom for information on English learning or just to have a chat with the HELPS team. Please [email](#) to get the zoom link for the day.

Please click [here](#) for additional support services contact information, including IT technical support.



<p>DIPLOMA</p>  <p>Resources and support information for all diploma students.</p> <p>Click here to open the resources</p>	<p>FOUNDATION</p>  <p>Resources and support information for all foundation students.</p> <p>Click here to open the resources</p>	<p>ACADEMIC ENGLISH</p>  <p>Resources and support information for all academic english students.</p> <p>Click here to open the resources</p>
--	---	--

<p>ACADEMIC ENGLISH LEVEL 5</p>  <p>Click here</p>	<p>ACADEMIC ENGLISH LEVEL 4</p>  <p>Click here</p>	<p>ACADEMIC ENGLISH LEVEL 3</p>  <p>Click here</p>
<p>ACADEMIC ENGLISH LEVEL 2</p>  <p>Click here</p>	<p>ACADEMIC ENGLISH LEVEL 1</p>  <p>Click here</p>	

We're Getting Students to UTS

我们帮助学生进入UTS

- ✓ Refreshed curriculum and courses
更新过的教材和课程
- ✓ Convenient delivery of course content via Canvas
在Canvas平台便利地教授课程
- ✓ More focus on skill development
更侧重于技能发展
- ✓ Blending learning teaching techniques
混合式教学技巧
- ✓ Students build a network of friends
学生可以建立社交网络
- ✓ Peer to peer support
同学之间互相帮助
- ✓ Students build confidence in 21st Century skills
学生可以有信心地发展二十一世纪所需技能
- ✓ Great support for students through HELPS
通过或HELPS项目得到极大的支持




<https://www.dreamstime.com/photos-images/throw-graduation-cap.html>

Thank you

Questions?





Architecture sample class

建筑模拟课程

Presented by

Dr Alex Su, Program Manager, Design and Architecture
Paula Vigeant, Subject Coordinator Architecture Studio





Architecture can be seen everywhere if you look for it! 建筑随处可见，只要你去寻找它！

This session introduces the translation of everyday objects into architecture via scale figures and photograph.
本节课讲介绍如何通过比例图和照片将日常用品转化为建筑。

We will reproduce architectural spaces or 'moments' that are familiar to you using objects from your stationery collection.
我们将使用文具重现您熟悉的建筑空间或“瞬间”。

Task process 任务流程：

- ➔ **Review** the lesson plan and some examples of student work
复习教学计划以及部分学生作品
- ➔ **Identify** architecture in everyday objects. Have your stationery items ready.
识别日常生活中物体里的建筑，准备好你的文具。
Books, stapler, tape, erasers, pens, pencils, rubber bands... anything else ou have on hand.
书籍、订书机、胶带、橡皮、笔、铅笔、橡皮筋...任何你手边有的物品
- ➔ **Use scale 'people'** to expose and illustrate architecture at scale - use a paperclip to represent a person interacting with your architecture
用“人”的比例来展示和说明建筑的比例-用回形针来代表一个人与你的建筑的互动
- ➔ **Photograph** architectural models and discuss with your group
拍摄你的建筑模型并与 组员讨论

Student examples 学生作品



Student: Haochen Su

学生: Haochen Su

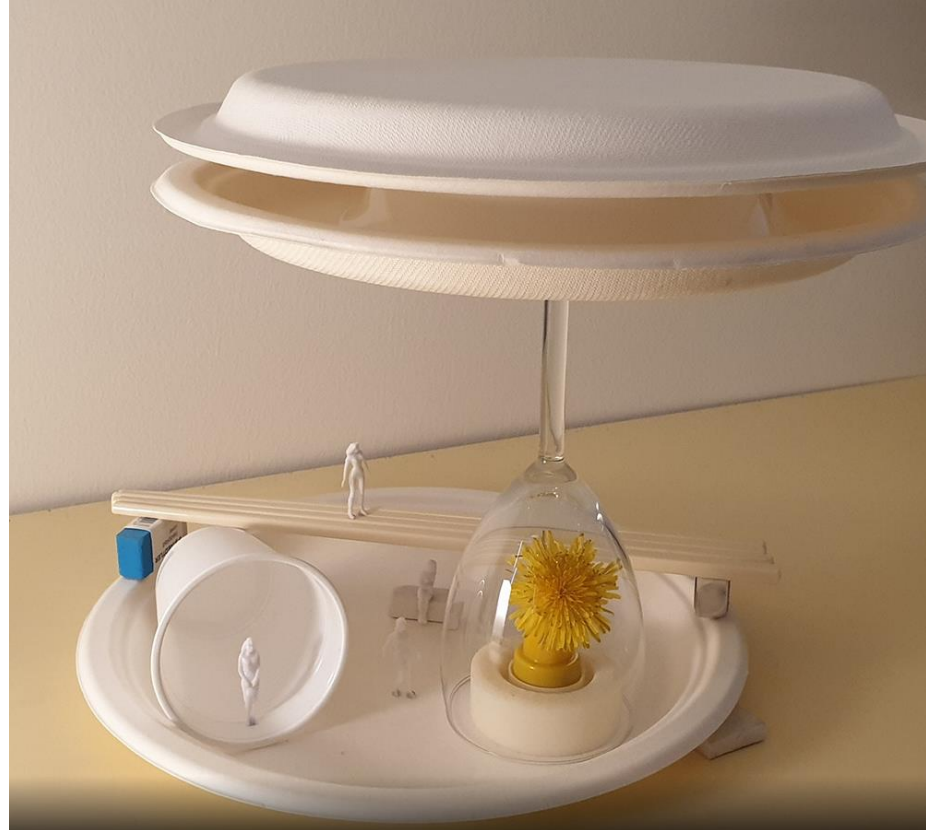
Project:

Train platform waiting area

作品:

火车站台候车区





Student: Art Lorenz Salise
学生: Art Lorenz Salise

Project:
Public square with fountain
作品:
公共区域的喷泉





Thank you





WeChat Quiz 微信小测试

奖品设置:

一等奖: 1名, 奖500元京东卡

二等奖: 3名, 奖300元京东卡

三等奖: 6名, 奖100元京东卡

每天共**10**名获奖者。

参与方式与评分标准:

1. 分别于本次活动第一天 (8月11日)、第三天 (8月13日) 及第四天 (8月14日) 三天进行
2. 每天培训内容结束后, 通过扫描PPT最后一页二维码进行答题
3. 每次测试题共5题, 每题10分。
4. 递交速度前10名的顾问, 可获得附加分。前10名递交依次获得20、18、16、14、12、10、8、6、4、2分。
5. **答题分+递交速度分** 总分最高分前10名顾问获得奖励。
6. 获奖名单于次日公布, 活动结束后由UTS Insearch 工作人员统一安排奖品配送。



Thank you

